

**AMAITHIYUM**



**AAROKIYAMUM**

Monthly Magazine

Amaithi - 5

Arokiyam - 10

May - 2018

# **22 Herbal Bath Powder**

**THOUGHTS MOULDS LIFE**

A photograph of a beach at sunset or sunrise. The sand is golden-brown and has several footprints in it. The ocean waves are white and foamy, crashing onto the shore. The sky is a mix of orange and yellow, suggesting the sun is low on the horizon.

உங்கள்

பாதையை

நீங்களே

தேர்ந்தெடுங்கள்


ஏனெனில்...

வேறு எவராலும்

உங்கள் கால்களைக்

கொண்டு

நடக்க முடியாது...!!!



# AMAITHIYUM AAROKIYAMUM

Monthly Magazine

✉ amaidhiyumaarokiyamum@gmail.com

🌐 www.amaithiyumarokiammum.com

Helpline : + 91 88838 05456



AUTHOR



MAY 2018

## CONTENT

- 04 The 22 Herbal Bathing Powders
- 07 Natural infertility Medicine
- 10 The Sweet Holly Basil (Stevia)
- 14 The Hibiscus Tea
- 16 The Treatment of Footology
- 18 Let us Produce the Free Cost of Manure

**Tamil E-Book :**

**3 Years**

Rs. 300/-

**5 Years**

Rs. 500/-

Note : Every Month Magazine will be through  
whatsapp or Email in PDF form

Published

**Giri Iyya Publications**

No. 69, NSK Street, Selvapuram,  
Coimbatore - 641 026. Tamilnadu,INDIA.

✉ giriyyapublications@gmail.com

🌐 www.giriyyapublications.com



## NEED...

*We need the strength in the mind;*

*And the Sweet in the of word.*

*We need the thoughts good;*

*And we should access our aspired things*

*Our dream should happen really*

*That dream should be access soon.*

*We need the health and wealth*

*And need pride In the world.*

*Our ignorant should be driven;*

*And we need the women liberation*

*The great god should save us.*

*And the soil must be cultivated*

*The open sky should appear us.*

*And always the truth should be protected.*

**- MAHAKAVI BHARATHIYAR**

# THE 22 HERBAL

## BATHING POWDERS

வ்ரீலர் பர்ஸ்கர், ந்ரூவனர்  
அனாடமிக் செவ்வழிதொடு சிகிச்சை.

We are going to deal about the 22 herbal bathing powders in this article...

### The required ingredients:

We can purchase those above mentioned 22 herbs at Country herbal shops. We should dry in the hot sun and grind as powder.

There is no proper measurement for purchasing these herbs and use. You can purchase according to your interest. Once again we remind you that we should only dry these herbs at the shady place not in the hot sun. We can grind these herbs at nearby herbal grinding shops.

Of course if there is no chance of grinding from herbal shops you can

grind through the Mixer, but it is more advisable to grind through the grinding machine than the domestic mixer.

Grinding mill means does not mean that where rice, wheat are ground but there is a special place where they use to grow only the herbal medicines.

After ground those 22 herbs we can get the herbal bathing powder, and you can save into the boxes. We need some more herbs to be blended along with this bathing powder.1.Green Gram 2.Wheat 3.White maize 4.Fenugreek.

We have to grind these four ingredients through the machine. When we include along with above mentioned 22 herbal powders it comes around 26.

There is some reason to grind those before said 22 herbs and the after said 4 herbs separately, because when we grind those before said 22 herbs no insects would come into the powder, but after said 4 ingredients would bring the in seeds into the powder.

We can purchase and use above said 22 herbs unlimitedly but concerning the second 4 items you should purchase limitedly according to the usage.



When we mix those above said 22 ingredients and the after said 4 items that would bring good smell and when we use this herbal powder that gives food health to the body. More over when we do not use any chemical mixture soaps that would be good to the body.

This herbal mixture cures so many diseases like skin disease, psoriasis, xsima. Generally it is the good solution to prevent the body from all kind of skin diseases.



We can use this herbal powder as the face pack. We have to make paste by mixing through either juice like curd, milk or tomato sauce. We should mix the herbal powder through either one of these liquids like curd, milk or the tomato sauce not with all.

After prepared this paste we should apply on our face well. When we do consecutively our face would be glowing well.

Both men and women are benefitted much if they use are continually. First of all we can get the reddish face. Later all the black marks would be removed. The bubbles would



be removed. Everybody can follow this because absolutely it depends upon the natural process.

Therefore we can use this herbal bath powder in so many ways. The basic purpose is bathing, also facial attraction.

You prepare such kind of products and use for your family. More over you can attain more benefit out of producing this kind of powders and sale.

When we produce such kind of products we may live happily and make others to live happy, rather than you may earn more profit. On other hand we

can demolish the foreign chemical manufacturing companies.

It is more advisable not to purchase the foreign products rather than protest against them not to come inside of our country. This is called self-oriented life.

Likewise we are here to change a lot of products in this world so please teach me the manufacturing process whatever you know.

My hearty thanks to Mrs.sarmila devi who taught me to produce the herbal powder.



**Nistai The International Life Style Training Centre**

Medicine less Medicine  
Smell of mind, Yoga,  
Meditation,  
Breathe Exercise,  
The Natural food,

**HEALER BASKAR'S  
Anatomic Therapy**  
The Art of living  
as Human

**THREE DAYSCAMP**

Art of Love  
Art of self Employment,  
World Politics,  
Neurotherapy,  
Banu Home Education

**MAY 25,26,27 (2018)**

**Entry Rs. 4000/-** (Food and Accommodation)

Contact : **+91 88706 66966** | Place : **Nistai, Kovaipudur, Coimbatore.** | Web : **www.anatomictherapy.org**



# Natural infertility medicine

- Healer Baskar

**O**ur ancestor had been applying so many techniques in order to stop the fertility through the natural process. But now all those methods had been deleted. I too have been doing so many researches regarding the infertility but I could not get any fruitful results out of the research. Many persons knew about that but they do not say that.

In this juncture I apprehended about the infertility process through the neem oil by way of one of my best friends. let me share that information along with you.

The neem oil is activating as the infertility medicine. Let us see

how to use this method. First of all we should take a little neem oil and percolate through the pure cotton cloth. We should apply this oil at the sex organ of the woman before involving in sex work.

If we prepare such prevention before involving in sex the pregnancy would be avoided. The sperms are obstructed lest they should enter into the womb.

Moreover the sperms are degenerated on account of the power of the neem oil and they cannot move. So let us choose the neem oil as the infertility medicine.

There are no any itching problems because of applying the neem oil; also there are no side effects. We need not feel bad that will we lose the happiness of the sex work because of applying the neem oil definitely we would have the same happiness which we got already. But slightly the smell of neem oil would blow, other than no defects in this neem oil. The neem oil is used as the best lubricant oil.

There is no chance of getting the disease called (Sexually Transmitted disease) for the persons who they have applied the neem oil during the time of sex work. Finally this neem oil is curing all sorts of sex organ diseases for the men or women.

The neem oil is started to work within 30 seconds as soon as we apply the neem oil. It is advisable to involve in the sex work later 30 minutes after the application of the neem oil. Once if we apply the neem oil it prolongs for 5 hours.

There is another technique for the persons who do they feel allergy of neem oil application. They can

mix only the ten drops of neem oil with water and use that. When we apply the neem oil like this there is no chance of smell, allergy and it acts upon as the infertility medicine.

The neem oil can be as the infertility medicine for the men by way of drinking that. This neem oil has been explored that it works as the best infertility medicine by way of dispensing to the military soldiers. In the military camp every military man is being provided per day one spoon quantity for six weeks continually. After the research it has been proved that it has worked as the infertility medicine.

That one spoon of neem oil has activated as the infertility medicine for one year duration. After year duration only it reinstated as the potential sperms to be pregnant.

Therefore if the men should use the infertility medicine they should drink the neem oil per day one spoon for six weeks continually. That would prevent the fertility for one year.



The another one technique to prevent the pregnancy of the women by way of applying the neem oil into the whole parl of the pennies and anointing the neem oil on the man is sex organ.

On the contrary when we use the plastic condoms and rubber condoms those would create more side effects. More over there is no complete happiness out of the sex work.

So let us handle the natural way of infertility treatment by way of using the neem oil. We have to check out the neem oil whether it is original or duplicate.

The American Government has got the piracy to this neem oil infertility. This patent has been registered on the name of (US Patent US550 1855A).This is called as grand. It has the rights on the year of 1996 march 26.

My dear friends someone has stolen our traditional art and medicine from our ancestors and bought the rights at the foreign country. There after he is selling those things along with us. Of course if we use that treatment he would bang at our head that he has got the rights to use that treatment and we do not have rights.

Therefore my dear friends we are in the place of questioning this government which asks the questions against us why we have given birth to children at our house.

Let us live happily by way of using the neem oil as the infertility treatment .my cordial thanks to the gentle man who does not want to announce his name and whereabouts.





## The sweet Holly-basil (STEVIA)

- Healer Baskar

**W**e are going to deal about the sweet Holly basil whether it is good or bad? Is it necessary or unnecessary? Shall we use this or not?

Recently we can hear prevalently about the benefit of the sweet basil. Generally they have been campaigning that the sweet Holly basil is good for health and persuading to eat at the natural organic center, herbal nursery and some life science training center.

But I disagree to this concept and I would explain later why it is harmful?

There is only one reason for advocating eating the sweet holly basil, because there is no sugars only the sweet taste is contend. If we eat there is no sugar disease. The enhancement of sugar would not increase. These are the perceptions out of eating the sweet holly –basil. First of all who they have participated directly to the 5 days camp or listen and watch the audios and videos about the sugar.

In this class I educate more what is sugar? Why there is the deficiency of sugar. Each and every part of the body is in need of sugar. Every minute we have been campaigning that eating sugar

contend fruits are not bad to health. Generally the contend of sugar is converted as sugar in our body from the food.

When the fact is like that why we should eat the sugarless herbal sweet holly basil. The sweet holly basil has 50 to 200 percent of sweet taste that is why everybody recommends eating sweet holly-basil. Rather than there is no any vitamins like calcium, fate. There is only one substance that is sweet.

Nowadays the sweet holly basil is sold for up to 1500 to 2500 rupees. some time there is the chance of the price increasing. Other than that some of the easily available sustenance like die-jiggery, round jiggery, palm jiggery, sugar –cane jiggery has more nutricians, calcium, iron and other minerals.


This kind of sustenance is sold up to 200 to 300 only. When there is available of the valuable food for the cheaper price, why should we purchase the costly sweet holly-basil by paying 2,500 rupees?

The allopathic medicine says that the sugar is bad for health but I say that the sugar is good for health. I say one thing is that when sugar is not digested properly that only the bad sugar .we all should understand this difference .unfortunately some friends are misunderstanding that the sweet holly basil would release all kind of disease. Not only they use but also they recommend to others.

We happened to see prevalently that so many corporate companies also have participated in the sweet holly –basil business. Finally my requisition is please do not sell the sweet holly-basil and buy the holly –basil.

It is not my view that opposing others ideas and concepts. I request all campaigners not to worry who they have been advocating for the sweet holly-basil. All my dear friends





again I request you not to feel guilty for my criticism against you, because we would have been speaking one subject even though we had not known about the subject. It is advisable to understand that we are doing mistakes when we are matured and it is the symptom of progressing in the life.

Similarly there are more wrong advertisements about the Barley that it is very hygienic for health and it is curing all kinds of diseases like sugar, pressure etc....Public also have been eating the barley stylishly.

Actually what do you mean about oats do you know? Oats is a kind of grain which is converted as the beaten rice at Australia .If I want to make you understand about the beaten rice means that converting the Indian rice as the beaten rice similarly the Australian rice is being changed as the beaten rice .It is called as the OATS.

All Australians merchants are selling their rice as oats after converted as the beaten rice world

widely. We also purchasing that .The cost of oats is too costly in comparison to our beaten rice. According to Tamilnadu it is more advisable to eat only the beaten rice of our Tamilnadu than oats.

Exporting our Tamilnadu beaten rice to the foreign countries and selling as that is good and nutritious to the health similarly the Australians are selling their rice here as the name of Oats. I believe that you would have understood about this.

Long time ago there was a propaganda was spread out among the public about the APRICOT FRUIT. This fruit was announced by one



scientist  
worldwide  
after  
preplanned  
for long years  
as if this  
Apricot fruit

would act against the CANCER and it contends of more vitamin P-17. After this great advertisement millions of people started to eat this fruit.

### **Do you know information?**

The organization has started to sell the Apricot fruit after received the piracy and rights for selling this fruit and advertising throughout the world through some Medias. It is advertised that the fruit has undergone some experiments and there is a special scientist. This is a pre-planned arrangement to sell the fruit Apricot that it has more vitamin p-17 and the public purchase for high cost.

The foreign companies are brain washing the people through the Medias to believe their products valuable. So this is the perception which we should understand out of

this Article.

My kind requisition is that please do not buy any product which are very costly to purchase, the products, which are very expensive to import from the foreign and the products which are being advertised through the Medias.

It is more advisable to purchase only our area cultivated products for the cheaper price and which products are not advertised through the Medias. Then only we can boost our health and we can prevent our hygienic and that is very apt to secure our economy. This is the base for the self-oriented life.

Therefore we can tabulate yet so many products like oats, Apricot fruit, sweet holly-basil etc, etc...whichever we should refrain. Endear friends you yourself research and delete the list of products. More over advice your friends not to purchase those kind of counterfeited products.

**Let us all be prepared for the self-oriented life...**





# THE HIBISCUS TEA

**A**ll of the tea powders which we use are only the 99% dust (wastage) so we are in the necessary of preparing the original tea ourselves. Our ancestors had been using more than 300 varieties of tea powders on that course of time.

Now whatever tea powder we use is not equal to those 300 varieties of tea powder. We purchase only the adulterant tea powder which causes diseases us. So let us know about the Hibiscus Tea which gives good to health.

## **The required ingredients**

Hibiscus flowers - 1kg  
Black cumin seeds - 1/4 kg  
Adhimathuram -1/4 kg  
Pepper - 100gram  
Homam - 50gm  
Veti root - 50gm  
Dry turmeric - 50 gram

We can get the above mentioned herbs from the herbal shops. We should dry all these ingredients in the hot sun and grind as power. We have to mix all ingredients through the manual grinder or the special grinding mills where they use to grind only the herbals except the Hibiscus flowers. The hibiscus flowers should be ground only through the mixer. Later we should infest into the glass bottle whenever we need we can use that.

Every day morning and evening we can drink two times. We should boil the water and infest the prepared Hibiscus powder. After percolated we can drink profusely. Generally during the tea time instead of using the dust tea powders we can drink the herbal powder. Those herbal powders would give more energy.

Instantly when we drink the

Hibiscus tea it is not necessary to add sugar into the Hibiscus tea because there is the herbal taste.

When we are practiced to drink the herbal tea it would give more strength. Suppose if we use the jiggery, palm jiggery or palm sugar candy we would feel like only sweet taste but not the taste of the herbal powder. When we drink the Hibiscus tea without adding the sugar that other ingredient would give the taste us.

Therefore please try to drink the herbal tea without the sugar taste of course if you not able to drink without the sweet taste please add some quantity of sugar candy, jiggery or and natural sweet products.

We can produce even the Holly-basil tea as well as the Hibiscus tea. Simply we can add only the holly basil and all above said ingredients similarly the Hibiscus tea. As well as when we add the Avaram flowers it is called Avaram poo tea.

Whatever herbal tea we can prepare but the main recipe is the before said ingredients. We can prepare all sort of tea out of the

same preparation simply we can add only the different tea powder along with the same ingredients.

Finally the unwanted tea expenses are avoided by way of drinking the herbal tea. The self-oriented life means not purchasing the foreign products and producing our needs ourselves.

Everybody can prepare their own products themselves and sale to others and opportunity the employment to others. The persons who they want to start business on their own can and provide more employment others .Generally it is a good service to the public.

My honorable thanks to Mrs.Sharmila. She taught me the art of Tea preparation, because she denied giving her mobile no on account of her work pressure.

Let the universe live long life....



# The treatment of foot reflexology



**S**o many activities are happening continuously out of this more poison happening at our body. The lungs, liver, digestive system and sweating gland are exposing these poisons. When these poison is staying at our body the illness developed.

The art of T toxins is exposing the poison from the body. On account of T toxin the body, minds are refreshed. The foot reflexology is one of the methods of exposing the natural elements outside.

The powerful energetic center of our feet has communication along with our internal body. The ancient china technique is expelling the entire toxin away through the internal passage. We can purify our feet in so many methods.

## The first method

Is one spoon of salt and one spoon of turmeric. The one of the best method is mixing the salt into the hot water along with the turmeric and keeping the feet into that water would expose all the toxins. First of all the micro holes of the feet would open through the hot water.



Everybody would know that turmeric is an anti-bacterial. The salt would act against the allergy. The molecules of the water firstly would enter into those





micro holes of the feet and exposing the poison.

### **The second method**

The salt Epsom salt would be available at the super market and two cup of

packing soda should be mixed into the water. We should keep the water into the warm water for 30 minutes. This would solve the burning problems and skin problems included the toxin. It increases the dosage of the magnesium.

### **The third method**

Two cup of hydrogen peroxide and one table spoon of ginger powder. We should mix the above mentioned salt into the water. These treatments also purify the skin



disease, allergic problems and expose the toxin.

### **The forth method**

The half-cup clay soil Half -cup Epsom salt First half -cup clay soil and the Epsom salt must be mixed into the hot water. Later we should keep the feet into the water for twenty minutes. It gives more magnesium and releases the toxin.

My honorable thanks to  
**Mrs. Sharmila.**



## **One stone Nine Mango**

If you send a mail to [onestoneninemango@gmail.com](mailto:onestoneninemango@gmail.com), you will get replies as nine mails which contain Healer Baskar's video, audio, books etc.





# LET US PRODUCE THE FREE COST OF MANURE

**W**e can convert the day to day wastages of our house as the manure. The benefit of these manure is more.

## **The benefits:**

1. The environmental pollution is reduced by way of throwing away the domestic wastages.
2. We can grow the plants, tree out of this natural manure. That would bring good cultivation and good growth.
3. We do not mix any anti-hygienic chemical in this manure.
4. We can grow more potential vegetables, fruits and flowers.
5. We can get more growth at the terrace garden.

## **The preparation method**

Only three plastic buckets are required for preparing this manure. The coconut coir bricks would be available at nearby nurseries. Each brick would cost only 19 Rupees.

Drench this co-co brick into the water as if it drowns into the water. Instead of the co-co brick we can use the dry leaves, dry soil or dry flowers.

## **Let us deal about the preparation**

We have to make holes on the plastic bucket through the hot iron bar as if the wind, sun light should enter into the bucket and convert the domestic wastages as the manure without smelling.



At the bottom of the bucket we should make hole at the size of one rupee coin, because through this hole the black color Tecoxin would release outside. If we pour that Tecoxin to all plants that would grow well.

Keep three bricks and keep one plastic cup in between the three bricks. Now put the co-co brick for 1inch thickness.

Thereafter invest some domestic wastage for 1 inch on the co-co pith layer. Again put some dry laves of flowers or dry soil for 1inch layer. The next day again keep one inch layer of domestic wastages.dry leaves or dry soil.

Whenever we collect the domestic wastages at that moment we should keep in the co-co pit in to the bucket. More over when we keep



one news paper on the wastage that news paper would suck the moisture from the wastage.

Likewise we should keep the wastages layer by layer into the bucket. It would take one week time to fill the bucket where 4 members are living place.

As soon as the bucket filled purchases the Micraps paper from the on line shops and cover the wastages, because this paper would create more micro lives into the manure. These kinds of micro insects called Magtas do not have eyes and teeth but these insects would convert the wastages as the manure by eating. It is entirely nature .The wastages can be converted as the manure even without the insects but it would take 3 months time. When we grow the micro insects through the Micraps paper it would create manure within a month time.

If we add just a spoon of microps that would produce the manure within 10 days by means of adding the microps the wastages would be converted as manure.

Likewise continuously create

the manure out of the domestic wastages .The most important note is that we should keep the manure as if it wets in the rain.

**Note:**

We should drench the co-co pit as if it drowns into the water fully, later we should take away the co-co pit and extricate as powder and invest into the wastage bucket.

The wastages which should not be added into the bucket are the mango nets, the ground met bran, the corn wastage also the curd and the sambar wastages.

**MICROPS**

Some times when the moisture is with the wind the insects called Maget would come for walking at that movement we shall clean and dump away instead of fearing. Otherwise when we add the neem powder all the insects would die, even those insects die those are the manure.

It is advisable to keep in the untouchable distance where the children are ambulating.

The magats insects would

produce the breeding so fast as well as those would create the manure soon. After a month time we can take that bucket of manure for usage by sieving.

The manure can be used for planting plants. We can mix this kind of manure along with the soil for the planting purpose. The plants and trees would be so healthy and robotics.

Whatever wastages can be used? How? We should cut the vegetables, fruit skins into very little pieces .In as much as the size the wastages would be converted as the manure. Make the egg layers into pieces and we can add the spoiled rice, whet, ground net flour instead of the co-co pit.

We can add even the dust of the tea, coffee powder and the roots of the Greens, the waste rice food, chapattis too.

My hearty thanks to  
**Mr. Preetha shiva.**





## Mullet cake

### The preparation

First of all massif both wheat flour and the mullet flour in an equal manner by adding hot water. We should not add more water. Then roll as balls and bake like chapattis both sides. Of course if you need add some oil or ghee.

### Benefits:

It would block the blood deficiency disease called Anemia. The stomach exaggravation would be cured. The wheat contend of more vitamins like B complex, potassium. This would release the constipation because contend of fiber energy this is an appropriate food fort the persons who want to reduce the body weight.

### Ingredients

The mullet flour -1cup  
 Green gram flour - 1/4cup  
 Date fruit powder - 6  
 Ground cashew nut - 1spoon  
 The jiggery powder - 1/2cup  
 The ground jinjelly -I spoon  
 Salt, Ghee, Milk sufficient.



## Mullet laddu

### The preparation

First of all fry both mullets and green gram into the frying fan. Thereafter grind this flour through the mixer along with the black -jiggery. Later heat the ghee and fry both cashew nuts and date fruits. Then mix with the mullet flour. As well as mix the boiled milk with affordable heat into the mullet flour and massif as little balls. We can keep this sustenance for 1week meanwhile if we do not add the milk the mullet sweet can be retained for more than 15days.

### Benefits:

The sufficient protein is in the Green gram flour also vitamin iron and calcium are surplus. It reduces the amount of the Gale. On account of having more iron the cashew nut and the jiggery providing more strength us.

### Ingredients

The mullet flour -1cup  
 Green gram flour - 1/4cup  
 Date fruit powder - 6  
 Ground cashew nut - 1spoon  
 The jiggery powder - 1/2cup  
 The ground jinjelly -I spoon  
 Salt, Ghee, Milk sufficient.



## Maize cake

### The preparation

Massif firstly the Maize flour along with the salt, country sugar, and oil through the hot water for the chapatti method. Make little balls and sob like chapattis.

The chola cake would be so soft when it is fresh after it quenched it would be so crispy.

### Benefits:

Maize is so apt for the children because the contend of protein, calcium, iron .It gives more strength because of made with country sugar.

### Ingredients

Maize flour - 1cup  
Country sugar - 1cup  
Coconut oil, hot water,  
and salt sufficient level  
Ghee - sufficient level

# MAIZE VADA

### The preparation

Maize and Green gram and the red gram must be drown into the water for an hour. Then grind like little particles by adding green chili and cumin seeds. As well as add the small onion, coriander leaves, curry leaves and crushed garlic onion along with the rice flour .later boil through the stemmer for 15 minutes. After it quenched massif along with coconut and salt then bake as the Vedas.

### Benefits:

It is apt for the growing babies because of the contend of vitamins like protein, fiber, and

limited fate. It helps for the digestion well. More over it contend more vitamins like A.E.C.K also B complex. The Anti-accident would increase the immunity power which contends in cumin seeds.

### Ingredients

Maize flour: 1cup  
Green gram powder - $\frac{1}{2}$  cup  
The red gram powder - 3tea spoon  
Sufficient amount of salt, small onion, garlic, cumin seeds, coriander leaves and curry leaves.  
Sufficient amount of coconut,2 tea spoon oil and green chilly.

- Mrs. Mallika, Trichy.



# THE NET POWDER

The net - 100grams  
Jathikai - 10 grams  
Krambu - 20 grams  
Stone salt - sufficiently

Mix all the above mentioned ingredients through the mixer and use as the tooth powder.

#### **Notes:**


The persons who feel more chilly taste can add the ash and use you would feel better. Everybody can use up child to adult.

#### **Benefits;**

This tooth powder would cure all kind of tooth diseases.



Our great thanks to  
**Mr. Senthilkumar,**  
Thiruvarur dt.



# NEW WORLD ORDER ORGANIZATIONAL CHART



## Illuminati Royal Bloodlines

Rothschild  
 Collins · Dupont · Freeman  
 Astor · Bundy  
 Kennedy · Li · Onassis · Rockefeller · Disney  
 Russell · Van Duyn · Merovingian · Reynolds

## Foundation Nations of the New World Order

AMERICA	ENGLAND	ISREAL	AUSTRALIA	CHINA
<b>Financial Groups</b>		<b>Research Institutions</b>		<b>Secret Societies</b>
IHF		Institute for Policy Studies		P2/Opus Dei
Central Banks		Stanford Research Institute		Rosicrucians
World Bank		Brookings Institute		Freemasonry
Federal Reserve		Tavistock Institute		Skull & Bones
Bank of International Settlement		Committee of 300		Bohemian Club
		Aspen Institute		The Knights of Malta
		Jason Society		
<b>Politics</b>	<b>Intelligence</b>	<b>Religious</b>	<b>Religious</b>	
Council on Foreign Relations	MI-5	World Parliament of Religions	UNESCO	
Trilateral Commissions	CIA	National Council of Churches	Lucis Trust	
Government Leaders	NSA/FBI	Temple of Understanding	World Union	
U.S. Supreme Court & Electoral College	KGB	Universalist Churches	World Goodwill	
NATO · EU · EEC	Interpol	New Age Cults	Esalen Institute	
Unified Nations	MOSSAD	Vatican	Planetary Congress	
Bilderberg	Drug Cartels	Satanists	Media Establishment	
Club of Rome	Homeland Security		World Federalist Assoc.	
	Military Intelligence		World Constitution Assoc.	

## Corporations, Multinationals and Banks Supporting the New World Agenda

Bechtel ● Carlyle Group ● TRW ● Raytheon ● Rand 'Atlantic Richfiel-Arco  
 Exxon-Esso-Mobil ● Texaco Shell Oil ● Tenneco ● Corning Dow Jones ● Citigroup  
 Chase Manhattan ● Bank of America ● Bankers Trust ● Glaxo Smith Kline  
 Archer Daniels Midland ● Chemical Banking ● Schering Plough ·Goldman Sachs  
 American Express ● AT&T ● Philip Morris ● Boeing ● Amtrak ● Nabisco ● Coca-cola  
 Pepsico ● Anheuser Busch ● Blackstone Group ● Chevron-Texaco (Caltex)  
 BP-Amoco GE ● Daimler/Chrysler ● Unisys ● ITT Xerox Intel ● IBM ● Motorola  
 Dell o Levi Strauss ● Motorola e Bristol Myers o Squibb Eli Lili Pfizer  
 Kissinger Assoc ● Monsanto ● Solutia ● Dow Chemical ● News Corp Limited Inc  
 Time Warner / AOL ● Disney ● CBS ● NBC ● PBS ● AP ● NCC ● Reuters ● Washington Times  
 Children's TV Workshop ● U.S. News & World Report ● New York Times ● Newsweek  
 Washington Post ● Wall Street



# NISTAI & HEALER BASKAR PREVIOUS PROGRAMMES



01.04.2018 - Seyyur



Lemuria Cooking

01.04.2018 - Kovai



Sugaprasavam

01.04.2018 - Kovai



Yoga Vipasana

06 - 08.04.2018 - Kovai.



07.04.2018 - Chennai.



07.04.2018 - Chennai.



08.04.2018 - Thirukovilur.



Five Days Camp

13- 17.04.2018 - Kovai.



21- 22.04.2018 - Kovai.



தந்திரா வழியில் தாம்பத்தம்

21- 22.04.2018 - Kovai.



22.04.2018 - Chennai



Pengalea Pengalukaga

22.04.2018 - Kovai.



25-29.04.2018 - Malaysia



Fine Arts

Apr 28 to May 01.05.2018 - Kovai.

## NOTIFICATION TO SUBSCRIBERS

After Fill-up the Application completely in order to receive the magazine `Amaithiyum Arogyamum` After Subscribed by paying the annual subscription the magazine would come to your door step.

Inform immediately us in case the delay or undelivered of the Magazine.

The Magazine would be send to your change of Address if you inform during the change of your address.

On other hand inform to your friends and relatives with regard to this magazine and help to become the subscribers to this.

When the renewal of your subscription, please mention the number, date, of the subscription without fail.

## Editorial Board

Writer

**Thiru. Healer Baskar**

Anatomic Therapy Foundation, Cbe.

Editors

**Thiru. Sukumar**, Pollachi.

**Thiru. Mahalingam**, Pondicherry.

**Thirumathi. Manimozhli**, Trichy.

**Thiru. Sundarrajan**, Srivallipudur.

**Thiru. Premkumar**, Cbe.

Design

**Thiru. Vijay**, Cbe.

Office Team

**Thiru. Anandraj**, Manager, Kovai.

**Thiru. Boopathy**, Asst. Manager, Kovai.

**Thiru. Srinivasan**, Reporter, Chennai.

**Thiru. Ravi**, Reporter, Kovai.

**Thiru. Nandhagopal**, Reporter, Kovai.

Printed : **Shanmuga Process**, Sivakasi.

AMAITHIYUM



AAROKIYAMUM

Monthly Magazine

No. 69, NSK Street, Selvapuram, Coimbatore - 641 026.

✉ amaidhiyumaarokiyamum@gmail.com

🌐 www.amaithiyumarokiammum.com

Helpline : + 91 88838 05456

## For Your Vision

All the associates of our Magazine Amaithiyum Arogyamum` are praised. The receipt has been affiliated along with this month edition for the subscribers who they have received their receipts.

In addition to that the subscribers may fill up the applications who have not submitted can submit either courier or e mail to our office address.

*Thanks You...*

*With Regards*

*செல்வா பால்கார்*

Owned Published and Printed by : S.S. Baskar Published from No. 191, Ramamoorthy Pathai, Housing Unit, Selvapuram North, Coimbatore - 641 026 and Printed at Sri Aathi Lakshmi Graphics, 14/33 Sivan Koil Cross Street, Kodambakkam, Chennai - 24.

Post Reg. No. CB/133/2016-18

RNI No. TNBIL/2013/58540

Dated : 5th August 2013

26 | MAY 2018

www.amaithiyumarokiammum.com



**Art of cooking  
and medical solutions.  
knowledge of organic  
food and traditional  
cooking will help us  
lead a healthy life.**

# LEMURIYA

The art of catering and medicine /one day camp

Special guests

**MRS. MALIGA**

29.07.2018 Sunday | Time : 9.30 am to 5.30 pm | Entrance free

Programme Venue

**NISTAI** THE INTERNATIONAL  
LIFE STYLE TRAINING  
CENTRE

No.1, Lakshmi Nagar, Near Paripoorna  
Estates, Kovaipudur, Coimbatore - 641 042.

+91 88706 66966

[www.anatomictherapy.org](http://www.anatomictherapy.org)



**FOR DVD PURCHASE**

**GIRI IYYA PUBLICATIONS**

Kovaipudur, Coimbatore.

Contact : **+91 96290 32767**

[www.giriyyapublications.com](http://www.giriyyapublications.com)

നിശ്ചല  
രൂ. 280/-  
മാർഗ്ഗം





## AT OUR NISTAI

Helar baskar`s Creations

# THE ART OF LIVING HUMAN AS HUMAN

### FIVE DAYS CAMP



### Main Features of this Programs

Entry Fees  
**Rs. 5000/-**  
Food &  
Accommodation

Medicine less Medicine, Smell of mind, Yoga, Meditation, Breathe Exercise, The natural food, Art of love, Art of self Employment, world politics, Nero Therapy, Banu house style Education, The plantain leaf bathing.

## Participate in this training class

## Get benefit ...



## JUN 13 to JUN 17 (2018) JUL 13 to JUL 17

Programme Venue

**NISTAI** THE INTERNATIONAL  
LIFE STYLE TRAINING  
CENTRE

No.1, Lakshmi Nagar, Near Paripoorna  
Estates, Kovaipudur, Coimbatore - 641 042.

+91 88706 66966

[www.anatomictherapy.org](http://www.anatomictherapy.org)



FOR DVD PURCHASE

**GIRI IYYA PUBLICATIONS**

Kovaipudur, Coimbatore.  
Contact : **+91 96290 32767**  
[www.giriyyapublications.com](http://www.giriyyapublications.com)

**ANATOMIC THERAPY FIVE DAYS CAMP (DVD)**



Full  
DVD PACK  
Rs. **700/-**  
only



ATF185