

# AMAITHIYUM AAROKIYAMUM

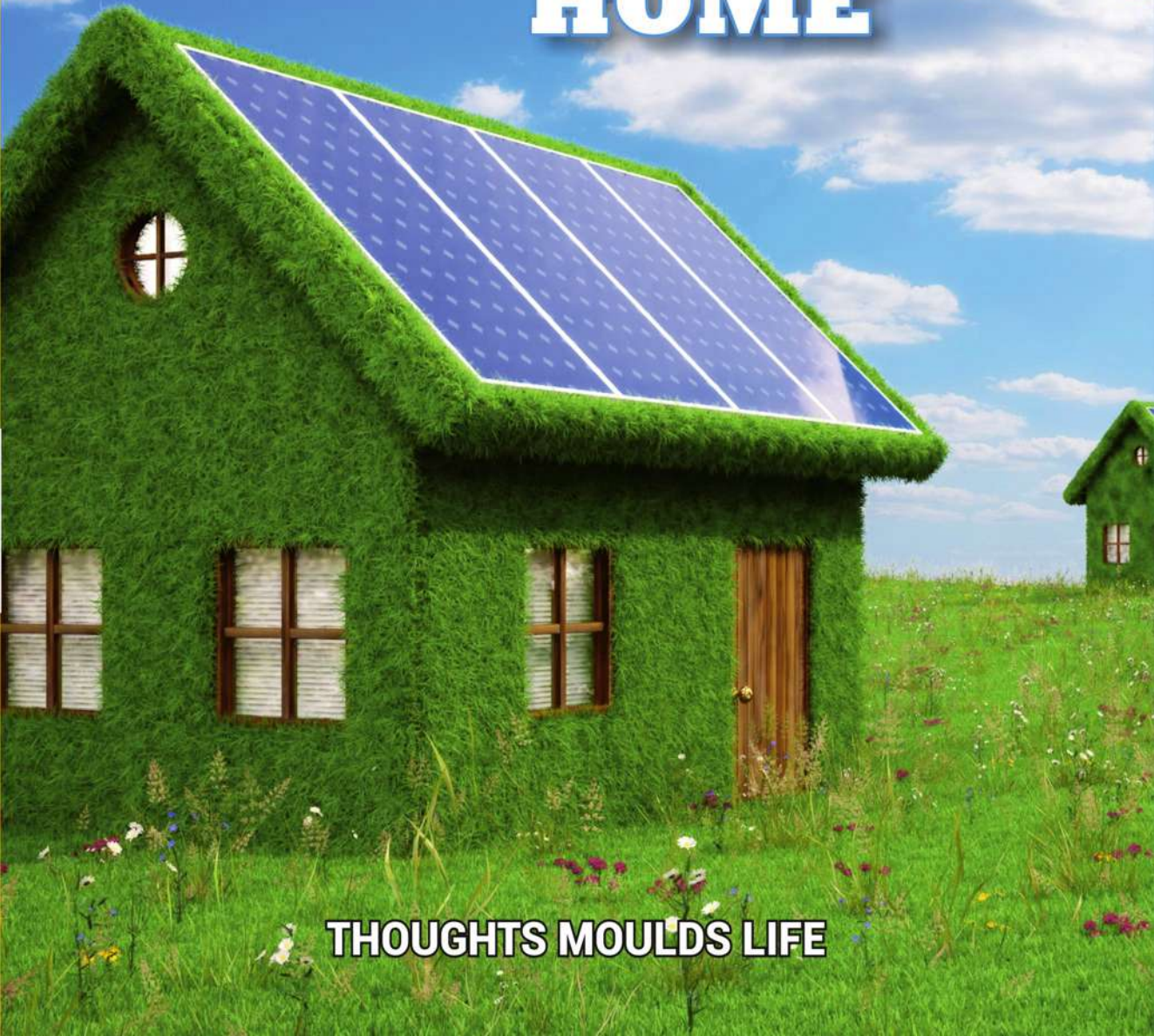
Monthly Magazine

Amaithi - 5

Arokiyam - 9

April - 2018

## POLAR HOME




THOUGHTS MOULDS LIFE


Government



People



Government



**IPAF!**

People

Government



People Struggle



Police



Government

People







# AMAITHIYUM AAROKIYAMUM

Monthly Magazine

✉ amaidhiyumaarokiyamum@gmail.com

🌐 www.amaithiyumarokiamum.com

Helpline : + 91 88838 05456



AUTHOR



APRIL 2018

## CONTENT

- 04 Polar Home
- 14 Kungumum
- 18 Original Eye Ink
- 20 Simple Surrender Description

**Tamil E-Book :**

**3 Years**

Rs. **300/-** Only

**5 Years**

Rs. **500/-** Only

Note : Every Month  
Magazine will be through  
**whatsapp or Email** in PDF form


Published

**Giri Iyya Publications**

No. 69, NSK Street, Selvapuram,  
Coimbatore - 641 026. Tamilnadu,INDIA.


✉ giriiyyapublications@gmail.com

🌐 www.giriiyyapublications.com



Need an ending  
Have a good idea  
Have a gracious heart  
I have a clear understanding.

**- MAHAKAVI BHARATHIYAR**



# POLAR HOME

**Healer Baskar**, Founder  
Anatomic Therapy Foundation

**W**e would have heard about the solar house, but now we are going to see about the polar house. This polar house has been situated at the place called Marapakam nearby Mathuranthagam.

Mr.viswanathan is the owner of this house. All of the electric lights, electric fans, and all sort of electrical instruments are used. He does not pay any electricity fees for that as well as he does not buy any gas cylinder, but his whole family members are having food even they do not use fire woods.

Apart from that he does not fuel either petrol or diesel to this .He drives the vehicle without the expense .More over the electricity is supplied to the street light from his house. This house is called Polar house.

We can save some more thousands through the self-oriented life by means of knowing whatever activities they do at their house. Mr.viswanathan transforms the sun light as electricity and consumes that. You may ask me that already as if you know what is the solar and why I changed the name as polar.

Entirely Mr.viswanthan's house is different from all other solar houses .what are those difference we can know clearly.

Generally the solar electricity is used at all domestic houses and factories. The electricity is driven from the solar power through the solar panel and conserved into the battery. Thereafter that solar electricity is supplied into an instrument called inverter, thereafter used in the domestic houses and factories.

What is the most important information is that they do not use inverter in his house. The inverter converts the heat power as the direct current and transfer to the battery. The direct current is which saved from the battery is enters into the inverter and transformed as the Alternative current and supplied for the domestic purpose.

Endear friends try to understand that is an Alternative current which is consumed at our house regularly. The electricity which we use through the battery is called



Direct current. Unless you understand this then only it would be so convenient to understand my article.

We need more investment in order to receive the solar electricity through the instrument Inverter, more over we would have to expense some more thousands to maintain the inverter in consequence of the complaints.

Most of the people hesitate to install the solar installation on the name of expensing for the maintenance the money which they have saved out of consuming the solar electricity for a long time.

There is no necessary of using the inverter in the polar house scheme, so the investment also saved; in addition to that the maintenance charge also is saved. The most important information is that there is no chance of the electric shack on account of the usage of the direct electricity throughout the house.

Once upon the time all our electric instruments were manageable through the Alternative current but so many persons do not know that most of the electric instruments are operated through the Direct current.

Having understood this technique Mr. Visanathan has designed his polar house in accordance to that. Generally all of the electric instruments like mixer, Grinder, electric fan, bulb, electric charger, which we use in the house are facilitated to function through the Direct current.

The Alternative current which is called as A.C has been in the usage for a long time. This alternative current is entering into the electrical instruments through the small size Rectifier and it is converted as the Direct current and operating the electric instrument. You must understand an important thing in this place.

The electrical instruments whatever are operated through the direct current are functioning with the less electric consumption, and mostly it is not repaired. On the contrary the electric instruments which are being operated through the Alternative current cause more electrical consumption and the maintenance is so high.

Why nowadays all of the electrical instruments are manufactured as if they are operated through the Direct current because there won't be Alternative current in

future. All factories, houses would be supplied through the Direct current.

Most of the big shorts have altered their electric instruments in accordance to function with the Direct current, but they never told us so we do not know. If we understand this even we ourselves can produce the electricity without the Government assistance.



When the readers read this article they may know elaborative while they are studying this article. I am going to explain very elaborative in the future pages. Suppose if we understood this article we may revolute the revaluation in the electricity. We can equip ourselves for the self-oriented life.

We are going to deal many interesting subjects in coming articles like How to develop the solar panel? How to operate the car through the battery? How to use the battery? How to operate the bike through the

battery? How to use the battery in the kitchen room? How to function the electric fan, water heater, light through the battery? How to operate the motor for the agricultural purpose through the battery? Similarly how to use the solar current in the factory through the battery as well as we can make the money out of selling the solar current?

More over we are going to deal about the merits and the demerits of this solar electricity. Decisively we are going to know about Mr. viswanthan who has designed the solar house?

## **SOLAR PANEL**

He is using the solar panel measurement of 1 meter breadth and 1.5 meter length. Likewise 32 kinds of solar panels are used in his house. Each panel cost near about 6500.00 valuable according to the price list of 2018. Each panel dispenses up to 1 to 1.25 unit of electricity. Approximately 30 to 40 unit of electricity is being produced at his house. The right procedure is fixing the panel. We should erect towards the right direction and that is the right way of producing the electricity.

## **BATTERY**

He has the batteries which are capable of storing the sun electricity up to 35 units to 40 units. He has kept this

battery at remote place of his house lest the rain water should fall on the battery on account of the leakage from the battery.

He has organized one cut-off lest the seepage electricity should brim away as soon as it is fulfilled. he has connected this instrument at the middle of the connector which is connecting both the solar panel and battery.



## **THE BATTERY CAR**

He uses only the battery to operate the car. This car has the capacity of running through 48 voltage of electricity. The ten unit of electricity is required to run till 120 kilo-meter of distance. We need not fuel the petrol and diesel because of operating the car through the battery. It is not necessary to care about the oil changes oil expenses.

The time belt is the most unavoidable expenses of current automobile is the time belt. The time belt maintenance is the heavy expenditure. Concerning the battery car the



maintenance is so economical, because there is no time belt in such type of battery cars which are run by the solar electricity.

Handling the solar battery cars are very advisable because of no air pollution and economical. In addition that he is earning so many thousands per month.

### **BATTERY BIKE**

He does not have the battery bike even though he has found the way to ride the bike without petrol and diesel. If we fuel the solar electricity to the bike we can travel through the bike without the petrol and diesel.

### **THE BATTERY KITCHEN**

He is using the induction stove called at his kitchen room in the triple digit. Many persons are thinking that all the electric induction stoves are operated through the Alternative current, but what is the truth is that all induction stoves are operated through the Direct current. The Alternative current which is entering into the induction stove is converted as the Direct current by means of the instrument of the stove, but concerning the solar stove there is not the necessary of the instrument which is converting the Alternative current as the Direct current.

When we apply the Alternative current directly into the induction stove there is the chance of frequent complaints and repairs, but concerning the Direct current there is no chance of the complaints and repairs because the electricity would be supplying continuously. Regarding the Alternative current there is more chances of the complaints and repairs because the electricity would not be supplying properly.

Generally my suggestion is that cooking through the induction stove is not an ad visible one, and I have explained the reason also. so this gentleman is explaining how to cook the food in place of an induction stove and explaining us how to follow the cooking style in the home. Most of the living sources are killed because of cooking through the thin bottomed vessels on the induction stove on account the heat of the stove is blending into the food directly.

He uses the thick bottomed vessels at his home in order to prevent the high temperature of heat not to touch the food. Especially he had ordered such a thick bottomed vessels for the cooking purpose. When we cook through the electric



battery stove there is the chance of more repairs and complaints, but we can use these solar 3 digital stoves for a long time. He operates the refrigerator through the battery. nowadays all latest refrigerators are affiliated with the inverter .so we can operate through the Direct current.

When we see the description that it is eligible to operate up to 110to 230 voltages it is eligible of operating through the battery. He operates his fridge through the battery. , but we operate through the Alternative current instead of operating through the invertors. Nowadays even mixer also possible of operate through the battery. Sooner all electrical instruments are going to be attached along with the invertors and battery.

There is no any gas cylinder at Mr.viswanthan 's house.



### **THE HOUSE FULL OF BATTERY**

All lights of his house are being operated through the solar electricity. The electric fan is being operated

through the solar light. All of the electrical fans are affiliated along with the BLDC .It is called as the super man. It is functioning with the electricity of 30 voltages.

Our old electric fans would be eligible of working out of 70 voltage of electricity. But latest electric fans can be operated through the 30 voltage of electricity. These kind of super fans are operated sold for just Rs.1, 500 to 3,000.

### **WATER HEATER**

He uses the water heater with the quantity of 250 liters. According to the survey the cost of this water heater Rs.22,000/.I t is completely made of stainless steel. We may use this water heater more than 10 years. If we touch the surface of the body of this water heater we would feel like cool, because there is vacuum in the middle of the water heater.

A family can get the hot water for the whole day. The water heater would be remaining the heat as it as for more than 2 days on account of any natural changes like hot or cold climate. An hour of sunlight is enough to have the hot water.

### **GARDEN**

We are depending only the

electric motor to irrigate the water in the garden and fulfill the water into the swimming pool. The current motors are function through the Alternative current buy recently all the motors are being created by Direct current, so now he uses Alternative current only for operating the motor in his house.

There is one new technique for converting the Alternative current as the Direct current that is fixing the instrument called variable Frequency Drive at our house the Alternative current would be functioning through the battery. The VFD instrument s available at all shops.

### **BATTERY FACTORY**

Not only he decided to convert his house as the battery house but also he decided to convert even his factory also as battery factory. He had converted his mineral water manufacturing factory which has been situated in between sengal pattu and mathuranthagam as if function through Solar battery. He facilitated to drive 120 voltage of electricity from the battery. It has taken near about 14 lakes to complete this project. That industry is now paying only the 50,000 for the electric bill which was paying more than one lakh previously.

We can convert the whole

factories as if function through the battery current, by way of this alteration we can save more expenditure. Either one of our friends shall visit to Mr.viswanthan's factory and have the knowledge about it, If whatever helps you need you can communicate Mr.viswanathan.

### **ELECTRICAL BUSINESS**

Endear friends there is a truth which is confidential to the universe. Whoever can make money out of generating the electricity through the wind mill or solar battery? He may sell to the government and earn money from that. The generated electricity which is being generated through the wind or sun can be supplied to the Government electricity board. This kind of distribution is called Grid or (Electricity pool). This kind of electricity is calculated on the name of unit.

For an example if one person is generating 100 unit of electricity he can provide to the electricity pool. The Government would calculate that through one instrument and credit the money in his account meanwhile when the client requires the electricity he can receive the Electricity.

It does mean that when one person is leading the electricity

business he can sell the remaining electricity to the electric pool similarly he can receive the electricity from the government whenever he is needed. Likewise the given and taken of electricity is accounted in the ledger and according to that the supplier's payment would be paid. That is the reason why so many customers are developing the wind mill and earning the money.

Selling the electricity and earning the money is not an easy job .so many persons have established the wind and solar factory through that they have sold the electricity to the Government and still fighting for getting the money. They could get this money by way of paying the bribe. So many persons are thinking that instead of paying the brine and receiving the money we can be an idle.

There is the necessary of paying 30% or 50% of bribe from the remuneration of the electricity. If you do not pay they would post phone that the payment has not been sanctioned, but in coming years let us receive our payment totally without paying any bribe to them. Hereby we understood that we can develop the electric producing company and earn the money by selling to the Government.

## **THE QUALITY OF POLAR HOUSE**

1. There is less chance of the electric shock by way of consuming the direct electricity throughout the house.
2. There is no any chance of short circuit in the house.
3. There is no environmental pollution.
4. The instrument called inverter is not used in this polar system. So the investment is saved. Generally 10kva inverter should be fixed in the house where 5to 10 persons are living in the family. According to the valuation of 2018 we would have to pay 40,000 to 50,000 for buying this inverter, but through the usage of battery we can avoid the investment and the expenditure.
5. The electricity is consumed with the cheap cost.
6. There is no necessary for maintenance.
7. Self-oriented life.
8. There is no necessary of paying the electric charges.
9. We need not fuel the petrol and diesel to the vehicle.



10. There is no necessary for purchasing the Gas cylinder.

11. There is no chance of the short circuit.

12. There is no chance of buying the firewood.

The Complications of the Polar house The solar electricity would be affected during the raining season, and cloudy season. This is the difficulty of the polar house. Mr.Viswanatha is driving per day 35 unit of electricity. This electric consumption would be sufficient for 5 days continuously even there is no sunlight. Suppose if the stored electricity is exhausted then only we would have to approach for the Government electricity.

The current machineries like Motor, Grinder, Air-condition are only can be operated through the Alternative current not through the Direct current. This is only the current stage sooner the facility would be organized for all sorts of machines to be operated through the Direct current.

### **About Mr.viswanathan**

He has completed his diploma degree EEE at Valliammal College which belongs to the R.S.M Group. As soon completed the degree he had



been working at the ship. After completed his service in the ship he had been working for his research. He has converted

his house as the experimental laboratory. His research on the polar electricity took a long time .Finally he has made his house as the solar house along with the scientists.

If you want more information concerning the polar house you may communicate Mr.viswanathan or directly you may visit his house. Address : No 9, Mettu street, Morappakam village po, Madhuranthagam dt, Kanchipuram dt. Ph:603306,9384613361,701069349.

All the invention of Mr.Viswanathan would be very helpful to live the self-oriented life. We can classify two most important things like this:

Utilizing the solar without the inverter

2. Understanding that all the electrical instruments are eligible through the battery. Even though so many persons have known this arrangement nobody came forward to implement this polar house. He is the role model for everybody to erect the polar house.

Mr.madhavan only introduced this person to me; he is my colleague who studied on 1992 to 1995 batch at Meenakshi College. Endear friends we can be benefitted by way of visiting to this polar house and that would be so convenient us to develop the polar house at our place. If we affiliate such facilities at our house, factory, office we can produce the sufficient electricity ourselves.



Only once investment is there to generate the electricity through the solar. Through this method we can produce the electricity ourselves and we can sell to the Government after our usage. We can make a revolution in the electric world.

### **The solar system with less investment**

We can take solar arrangement as the part our self-oriented life. More investment is necessary to generate the solar system. We ourselves can implement this project without the assistance of the government.



I understand your question is that is it possible to invest the heavy investment in order to implement this scheme? Mr.viswanthan strongly



proclaims that everyone can produce the electricity through the electricity ourselves by investing their own investment.

Mr.satheesh has been conducting the universal solar electricity research center. He explains that everyone can produce the electricity and use that. The poor persons who are not eligible of expensing only 500 or 1000 can start the solar system within 10,000.

While we are using these both solar and Government electricity the inverter is alternating only to use the solar electricity .It expects the government electricity after it is concluded. Out of this facility our electrical expense would be reduced. If you want any doubt you clarify with mr.Satheesh.



# KUNGUMAM

- Healer Baskar

Thalampoo, Padikaram, venkaram, the pearl calcium stone...either from the country medical shops or available shops.

First of all we should take a little bit of pearl calcium and pour into the vessel for the whole night.

When we keep like this the whole calcium would be merged into the water.

As soon as wake up in the morning we should percolate and take 200ml of that calcium water which is floating on the surface of the pot. We should not take the water from the bottom of the vessel.

We may buy the calcium pearls from the shops. The persons who they are living on the coastal area may go to the beach and collect the calcium pearls.

We must buy a huge pot as convenient as to blend all of the ingredients which I have mentioned. It

Let us deal elaborative about the manufacture of the Red Thelak in our home and how the red thelak is manufactured in the shops as well as what are the befits out of using the original thelak .

Let us see how we produce the thelak at our home ourselves.

## The required ingredients

1. Termaric pulp -300gram
  2. The Thalamboo juice-sufficient amount
  3. padikaram-50gram
  4. vengaram-25gram
  5. The pearl calcium water-200
  6. Lemon fruit-10nos
  7. Gunny bag-1
  8. The street soil and cow dung-sufficient amount
  9. New clay pot-1
- The demonstration  
We can receive the turmeric pulp,



is advisable to get one clay pot. We should drown the clay pot into the water before we put all the ingredients. After drown into the water we should keep the pot on the hot sun continuously.

There after only we should mingle all those ingredients into the clay pot and mix. The lemon must be squeezed into the clay pot not skin. As well as we should use only the calcium water 200ml from the surface of the pot. Neither have we invested the calcium pearl and the bottom water into the pot.

Similarly we should invest the turmeric pulp 300gram, Thalampoo juice, Padikaram 50gram, vengaram 25gram, The calcium pearl water 200ml, The lemon juice of 10 lemons, suppose if we do not get the Thalampoo juice we need not add we can make the red thelak even without the lemon water.

We should cover the clay pot after invested all the ingredients into the clay pot. The important note is that the lid of the clay pot should be made of clay. We should cover the clay pot and



the lid through the clay soil lest the wind should enter into the pot.

Now we should bring the half sack of the street soil and we should keep the clay pot into the gunny bag and cover the empty page also through the street soil. Now the clay pot would be inside of the street soil .later we should keep this clay pot in the terrace as if the sunlight falls on the pot up 21 to 48 days.

Every day morning we should keep in the sun light and every evening we should bring back in either corner of the house. Continually 48 days the kungum would have been prepared. As long as we keep the clay pot in the sun light as much as the kungum would have been prepared.

When we prepare the thelagam in accordance to the above mentioned ingredients we can get half-kilo of kungum. We use this kungum for maximum three years. It is an exact way of original kungum preparing.

### **WE CAN CLASSIFY THE KUNKUM INTO THREE CATRGEORIES**

1. The original kunkum which I explained previously.
2. Those kungum which are blended the red color with the turmeric powder. There is no any risk to manufacture this type of kungum which are sold in the shops.

3. Some of the merchants are selling the kungum which are made by only mixing the yellow color powder instead of mixing the original turmeric powder. Hereafter when you purchase the kungum please check out that whether it is an original product or counterfeited one.

### **The significance of the original kungum**

1. When we use the original kinkum the pituitary gland would be activated much. There is a gland in between both of our eye brows, it is called pituitary gland. It is also called as the master gland .when this gland is functioning properly all of the diseases of the body would be cured.

2. We can activate the other glands of the brain which.

3. Is situated above the pituitary gland. Most of the women use to keep the red dot at the middle of the fore-head it is purifying all kind of diseases.

4. The Decalcification activity is functioning properly. The Decalcification process means exposing all the negativity outside from the pituitary gland through using the kungum .The day to day usages like tooth paste, soap, cold drinks are contend of more chemical ingredients which cause disease to the humanity.

Not only these chemicals storing the chemical dust inside but also affecting the pituitary gland.



5. We undergone to so many diseases because of the chemical blockage of the pituitary gland. The original kimkum is releasing these kinds of chemicals from the pituitary gland.

6. The original kumkum is helping to open the third eye.

7. The original kumkum helps us to activate mid brain.

8. If we apply the original kumkum mix with water on the fire scare that would be purified.

9. During the fever if we apply the original kumkum on the fore head that would cure the fever.

10. If we eat the original kumkum a little that would cure the disease.

The vedhic thilakam is being distributed at the ration shops of north India. When they apply this kumkum and that would affect the pituitary gland. These iodized kumkum are dangerous to deactivate our pituitary gland. Corporate companies and the

government have been doing this job. so wherever if they provide the iodized kumkum do not have that.

Please try to understand that when government is providing something free of cost that is to spoil the health of the public. Here after if you want to have kumkum please prepare yourself and have it. Whatever requirement we ourselves should prepare and distribute others.

Try to discriminate the difference between our ancestor's products and our products. Our ancestors were manufacturing the products genuine and original but now we adulterant everything.

Let us live the self-oriented life by way of producing the things ourselves and uses meanwhile indentify the difference between the original and false.

On account of producing and using our ancestor's products we were living healthier life. Secondly our health is enhanced. On the contrary when we use the foreign products our economy is affected.

When we do not depend upon the corporate companies we can paralyze their business. More over we can educate to our generation which is

the genuine product? How we ourselves produce the genuine products?

I gratitude to Mrs.sangeetha Coimbatore who has educated me to produce the kumkum and if you want to know more information please contact Mrs.sangeetha.

If you say such kind of good things I would learn myself and publish to the universe.

If you want to clarify any doubts from Mr. Healar basker you can communicate him through the helarbaskar@gmail.com or contact 9944221007, 9842452508.



My kind request is that I want to participate at least one time in the life at my Five days camp .

I request you to understand this five days class through either the books or DVD.

Let us use only the original kumkum  
Let us live healthy  
Let the agriculture grow well  
Let the administration reformed







# The original **EYE -INK**

- Healer Baskar

**G**enerally the ladies use the eye -ink. Nowadays whatever eye -ink are available at shops are not an original eye -ink. All those eye -ink are paints someone is selling by mixing one kind of wax called smudge proof as eye-ink. Another one is selling by mixing the poisonous led-eye and sell on the name of Mat finish.

Having understood that all the cosmetics which are sold at shops are in genuine and chemical mixed as well as those are injuring the health and we should not purchase at the shops.

It is advisable to produce the eye-ink ourselves at our house.

Let us see how we can produce the original eye-ink ourselves and what are the benefits out of using that eye-ink?

## **The benefits of the eye-ink**

18 | APRIL 2018

[www.amathiymarokiammum.com](http://www.amathiymarokiammum.com)

Using the original eye-ink is giving protection us. When the ladies are using the eye -ink they cannot be mesmerized and hypnotized. As well as it is protecting us from evil affects.

Most of the village persons are anointing the black color on the face and dancing during the time of temple festival. The significance of this practice is that is giving strength to us.

The carbon of the eye-ink is releasing the dusts and negativity from our eyes.

So wearing the eye-ink is protecting us from the evil eyes, releasing the negativity away, as well as it is providing the good thoughts and the health to the body.

## **The ingredients of producing the eye-ink**

1. Custard oil, 2. The country ponnankani juice, 3. Clay lamp, 4. Soil lid
5. Cotton thread

## **The style of manufacturing**

We should pour both the custard oil and the juice of the Country ponnankani leaves into the clay lamp. It is advisable to use the country ponnankani leaves than the ordinary ponnankani leaves.

The ratio of both country ponnankani juice and the custard oil should be 1:2. For example if we take the custard oil 100gram the juice of the ponnankani leaves should be 50gram. We should burn the light through the cotton thread. Lighten the lamp and hang the clay lid over the lamp 3 inches to the burning lamp.

You can keep either the brick or any instrument nearby the lamp to hang the clay lid. Both the custard oil and the juice of the ponnankani leaves would burn and smoke on the clay lid. Preliminary if we smear the custard oil or the juice of the ponnankani leaves that smoke would apply strong. It is convenient to take the eye-ink.

We can use either metal lid like made of copper, silver, and gold anything. But never use made of iron and glass.

Recently so many products are introduced as if produced by nono technology. If it is manufactured by nono technology there no one is knowledgeable about the nono technology. 1 multiply 10 the ratio the nono technology is functioning. The nono technology is similar to the ancient lamp technology. Even the produce of the gold also the same nono technology.

After the lamp is burnt all those smoke would have applied on the lid as ink. First we should take the eye-ink into the cup. So hereafter let us produce the eye-ink ourselves and do not purchase at the shops.

Please inform me if you know any peculiar subjects to me. Let me learn myself and publish to the universe. I thank to Mrs. Sangeetha and Mr. Muruganandam who they have introduced me about the eye-ink.



If you want more information about the eye-ink please contact Mrs. Sangeetha and Mr. Muruganandam. ph:9942307889

Let us use the original eye -ink  
Let us live long life...



# SIMPLE SURRENDER DESCRIPTION

There is no life to bulk chariot.

riding.

The bullock has both spirit and knowledge.

God is only the decider

But the chariot-rider would ride the non-living chariot along with the knowledgeable bullock and decides where to go.

God only would direct

Man is being activated

Decider is god

How far

This is the design which god has designed for us

How long

This is an assignment which god has given us

How much

Everything is decided by only the chariot

There is no stress who had realized this

The bullock can not do anything. In spite of having knowledge and carrying the load.

There is no peace who had not realized

Let us do good while we alive

Similarly folding the body called idol chariot along with soul and spirit and the driver called GOD is





# THE PALM LEAF CRADLE

**Thiru. Radhakrishnan**

**I**t is more advisable to store the drinking water into the water tank which is made of cement. When we use the water through the plastic tank the water is heated and cold. It is not advisable to health. When the water is boiled and cooled it becomes poisonous and it is affecting our plasma.

We have made a pandal over our plastic tank in either side of the tank. Now the water is better.

## Follow these steps in your home...



## NISTAI & HEALER BASKAR PREVIOUS PROGRAMMES



**FINE ARTS**

03.03.2018 - Kovai



**PENGALEA PENGALUKAGA**

03.03.2018 - Kovai



**SUGA PRASAVAM**

04.03.2018 - Kovai



07.03.2018 - Dindugal



**YOGA VIPPASANA**

09 - 11.03.2018 - Kovai



**VAANGA PAZHAGALAM**

17 - 18.03.2018 - Kovai



**THANDRA THAMBATHYAM**

17 - 18.03.2018 - Kovai



18.03.2018 - Trichy



21- 25.03.2018 - Kovai  
**FIVE DAYS CAMP**



31.03.2018 - Salem

## APPLICATION FORM

Name :

D.O.B. :

Age :

Occupation : .....

Sex :

Male

Female

Moblie :

Whatsapp

Email :

Address :




Pincode

E-Book : 3 வருட சந்தா ரூ. 300/- மற்றும் 5 வருட சந்தா ரூ. 500/-மட்டுமே சந்தாதாரர்களுக்கு

எங்களுடைய தமிழ், ஆங்கிலம் இதழை Email மூலம் PDF Copy - யாக மாதம் மாதம் மட்டுமே பெற்றுக் கொள்ளலாம்.

**CASH PAYING MODE**

Cheque

Cheque No. ....

**Amount**

DD

DD. No. ....

**Date**

Money Order

M/O. No. ....

Net Transfer

Neft. No. ....

Money

Direct  Bank .....

**Renewal**

(After paying the amount please send the application form with proof through mail or courier)

**New**

**Subscriber's Signature** .....

**Office Use Only**

1. Reg. No. .... 3. Renewal Date : .....

2. Reg. Date ..... 4. Subscription Amount : .....

**Officer Signature** .....

Receipt No.

**Bank Details**

A/c Name : **Amaithiyum Arokiammum**, A/c No. : **034205008485**

Bank: ICICI Branch, R.S. Puram, Coimbatore. IFSC Code : ICICI0000342

## NOTIFICATION TO SUBSCRIBERS

After Fill-up the Application completely in order to receive the magazine `Amaithiyum Arogyamum` After Subscribed by paying the annual subscription the magazine would come to your door step.

Inform immediately us in case the delay or undelivered of the Magazine.

The Magazine would be send to your change of Address if you inform during the change of your address.

On other hand inform to your friends and relatives with regard to this magazine and help to become the subscribers to this.

When the renewal of your subscription, please mention the number, date, of the subscription without fail.

## Editorial Board

Writer

**Thiru. Healer Baskar**

Anatomic Therapy Foundation, Cbe.

Editors

**Thiru. Sukumar**, Pollachi.

**Thiru. Mahalingam**, Pondicherry.

**Thirumathi. Manimozhli**, Trichy.

**Thiru. Sundarrajan**, Srivallipurur.

**Thiru. Premkumar**, Cbe.

Design

**Thiru. Vijay**, Cbe.

Office Team

**Thiru. Anandraj**, Manager, Kovai.

**Thiru. Boopathy**, Asst. Manager, Kovai.

**Thiru. Srinivasan**, Reporter, Chennai.

**Thiru. Ravi**, Reporter, Kovai.

**Thiru. Nandhagopal**, Reporter, Kovai.

Printed : **Shanmuga Process**, Sivakasi.

AMAITHIYUM



AAROKIYAMUM

Monthly Magazine

No. 69, NSK Street, Selvapuram, Coimbatore - 641 026.

✉ amaidhiyumaarokiyamum@gmail.com

🌐 www.amaithiyumarokiamum.com

Helpline : + 91 88838 05456

### For Your Vision

All the associates of our Magazine Amaithiyum Arogyamum` are praised. The receipt has been affiliated along with this month edition for the subscribers who they have received their receipts.

In addition to that the subscribers may fill up the applications who have not submitted can submit either courier or e mail to our office address.

*Thanks You...*

*With Regards*

*சுப்பிரமணியன் பாலசாரி*

Owned Published and Printed by : S.S. Baskar Published from No. 191, Ramamoorthy Pathai, Housing Unit, Selvapuram North, Coimbatore - 641 026 and Printed at Sri Aathi Lakshmi Graphics, 14/33 Sivan Koil Cross Street, Kodambakkam, Chennai - 24.

Post Reg. No. CB/133/2016-18

RNI No. TNBIL/2013/58540

Dated : 5th August 2013

24 | APRIL 2018

www.amaithiyumarokiamum.com





Art of cooking and medical solutions.  
knowledge of organic food and traditional  
cooking will help us lead a healthy life.



# LEMORIYA

The art of catering and medicine /one day camp

Special guests  
**MRS. MALIGA**



புத்தகம் வாங்க விரும்புவோருக்கு  
**GIRI IYYA PUBLICATIONS**

Kovaipudur, Coimbatore.

Contact : **+91 96290 32767**

[www.giriyyapublications.com](http://www.giriyyapublications.com)



06.05.2018 Sunday | 03.06.2018 Sunday | Time : 9.30 am to 5.30 pm | Entrance free

Programme Venue  
**NISTAI** THE INTERNATIONAL  
LIFE STYLE TRAINING  
CENTRE

No.1, Lakshmi Nagar, Near Paripoorna  
Estates, Kovaipudur, Coimbatore - 641 042.

+91 88706 66966  
[www.anatomictherapy.org](http://www.anatomictherapy.org)





At our NISTAI

Helar baskar's Creations

# THE ART OF LIVING HUMAN AS HUMAN

## FIVE DAYS CAMP

Entry Fees  
Rs. **5000/-**  
Food & Accommodation

### Main Features of this Programs

Medicine less Medicine, Smell of mind, Yoga, Meditation, Breathe Exercise, The natural food, Art of love, Art of self Employment, world politics, Nero Therapy, Banu house style Education, The plantain leaf bathing.

### Participate in this training class

### Get benefit ...



## JUN 13 to JUN 17 (2018) JUL 13 to JUL 17

Programme Venue

**NISTAI** THE INTERNATIONAL LIFE STYLE TRAINING CENTRE

No.1, Lakshmi Nagar, Near Paripoorna Estates, Kovaipudur, Coimbatore - 641 042.

+91 88706 66966

[www.anatomictherapy.org](http://www.anatomictherapy.org)



FOR DVD PURCHASE

**GIRI IYYA PUBLICATIONS**

Kovaipudur, Coimbatore.  
Contact : **+91 96290 32767**  
[www.giriyyapublications.com](http://www.giriyyapublications.com)

ANATOMIC THERAPY FIVE DAYS CAMP (DVD)



Full DVD PACK  
Rs. **700/-** only

